

If you have any questions, please contact me at [jamie@teachmommyteach.com](mailto:jamie@teachmommyteach.com)

Thank you for downloading!

You May:

- use these resources in your own home or classroom for non-commercial use.
- print as many copies as you would like.
- share the website link, <https://teachmommyteach.com/>, where this printable can be found, so that others can download the file.

You May NOT:

- sell, give away, or share a printed copy. Each person should download separately and print.
- print out a copy for multiple teachers, as in an entire school, co-op, or other group. Each teacher should download separately and print.
- link directly to the pdf. Instead, link to the page on <https://teachmommyteach.com/> or <https://teacherspayteacher.com/> where you found the download.
- claim this or any part of this printable as your own.
- alter this printable and claim it as your own.
- host any of the files on your personal or other websites that can be shared with others.
- Upload this resource to any file sharing sites

Credits!! Thank you Speaking of Images and Open Clipart!



<https://www.teacherspayteachers.com/Store/Speaking-Of-Images>



<https://openclipart.org/>

# Set 1 Book 9: Cut-Ups

## Pre-Reading Worksheets

Your child will practice CVC words with the letters A, B, C, D, F, G, H, I, J, M, N, O, P, R, S, T, U, and W in preparation for reading this book. Your child will be introduced to plural words with the -s ending. The -s ending may be pronounced with a s or z sound.

Name: \_\_\_\_\_

Match the numerals to the picture it represents.


1



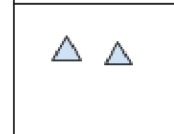
2



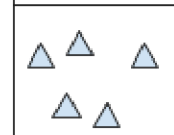
3



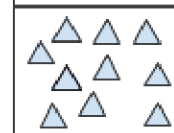
4



5



6



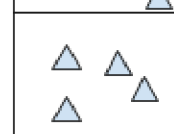
7



8



9

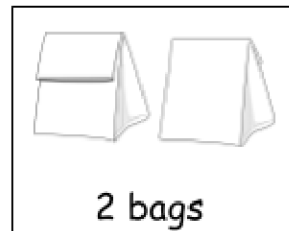
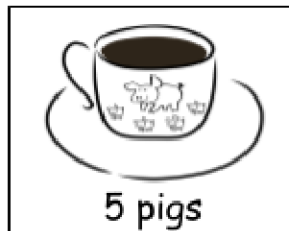




10




Name: \_\_\_\_\_

A plural word means that there is more than one of something. Can you circle the boxes with plural words?




When a word is plural, it ends with an s. Write the s on the end of the words.

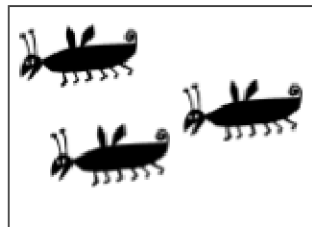
9 dog



2 pig



3 bug





Thank you [openclipart.org](http://openclipart.org) for the awesome clipart!!

Name: \_\_\_\_\_

**Set 1 Book 9: Cut-Ups**

Read the two words below. Cut out the graphemes (letters) below. Then match the graphemes (letters) to the pictures of the mouths saying the words, and glue. Write the words on the handwriting lines.




p	u	p	r	a	g
---	---	---	---	---	---



---

---

---



---

---

---

Name: \_\_\_\_\_


Set 1 Book 9: 10 Cut-Ups

Sometimes the **s** at the end of plural words represents a **s** sound like in the word **cats**. Sometimes the **s** at the end of plural words represents a **z** sound like in the word **dogs**.

Practice saying the **s** and the **z** sounds with a grown up. Notice how the **s** and **z** sounds are made with the same position of your mouth. There is no difference in the picture of the boy saying the **s** sound and the **z** sound.

The difference in the sounds comes by using your vocal cords or not. The **s** sound does not use your vocal cords. Air passes through the mouth to say the **s** sound. You cannot feel your vocal cords in your throat vibrating when you say the **s** sound. Try saying the **s** sound and feeling your vocal cords with the help of a grown-up.

The **z** sound does use your vocal cords. Feel your throat when you say the **z** sound. You can feel your vocal cords vibrating. Can you and your grown-up feel your throats vibrating? Yes! This means that this sound is voiced.



You use the **s** sound when the ending sound of a word is voiceless. You can feel your throat to determine whether the ending sound is voiced or not. If your throat is not vibrating, you are not using your vocal cords, and it is voiceless. Say: "cat" and feel your throat. Does it vibrate on the ending sound **t**? It does not. It is voiceless, so you make the **s** sound when you say "cats."

You use the **z** sound when the ending sound of a word is voiced. You can feel your throat vibrating when a sound is voiced. Say: "dog" and feel your throat for the ending **g** sound. It vibrates, so the ending is voiced. You make the **z** sound when you say "dogs."

Name: \_\_\_\_\_

Set 1 Book 9: 10 Cut-Ups

Below is a chart of voiced and voiceless letters. Can you say each letter sound? Have a grown-up help you say each letter sound. Feel your throat as you are saying the sounds. You should feel your throat vibrating for voiced letter sounds. You should not feel your throat vibrating for voiceless letter sounds.

Voiced	Voiceless
B	P
D	T
G	C
L	K
R	F
M	H
N	





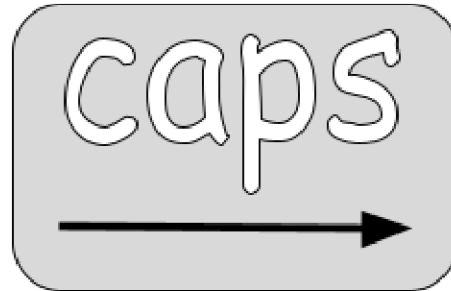

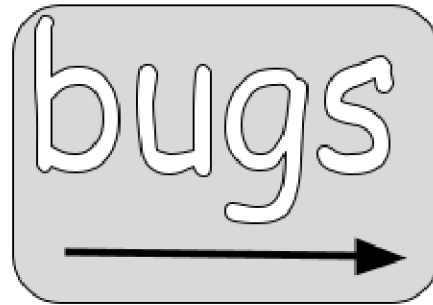

Have a grown-up help read the following words in the dotted boxes. Cut and paste the words in the correct blue box. Paste words with a voiced **s** in the **z voiced** box. Paste words with a voiceless **s** in the **s voiceless** box. Use this chart above, and check to see if your throat is vibrating as a tool.

<b>Z</b> voiced	<b>S</b> voiceless

bugs	cups	hats	pots
caps	pups	bags	rags

Name: \_\_\_\_\_

Touch each dot and say the sound the letter(s) above represent. Then, touching the arrow, put the sounds together to sound out the word.





Name: \_\_\_\_\_

Cut and glue the word bugs.

--	--	--	--

Cut and glue the word pup.

--	--	--	--

Cut and glue the word caps.

--	--	--	--

Cut and glue the word wig.

--	--	--	--

g	s	b	u
---	---	---	---

p	u	p
---	---	---

p	c	a	s
---	---	---	---

w	g	i
---	---	---

Name: \_\_\_\_\_

Read the words below. Match the rhyming words.

cap

Mag

pup

gap


rag

pot

dot

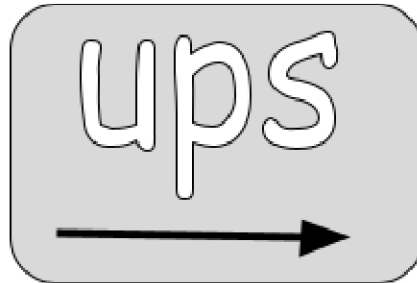
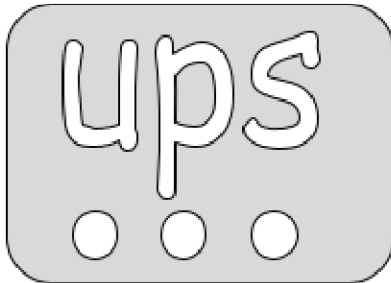
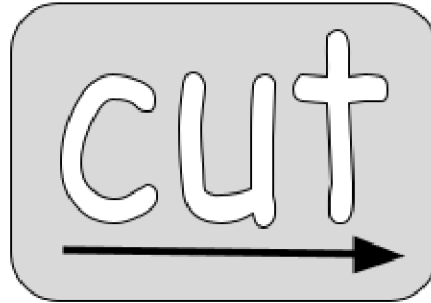
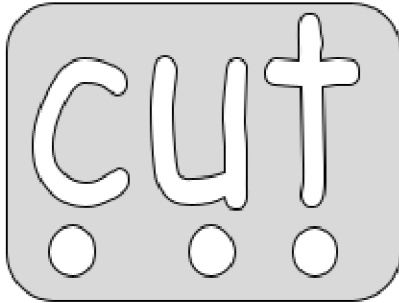
cup

Let's review a sight word. Color all the clouds with the word HAS in it.

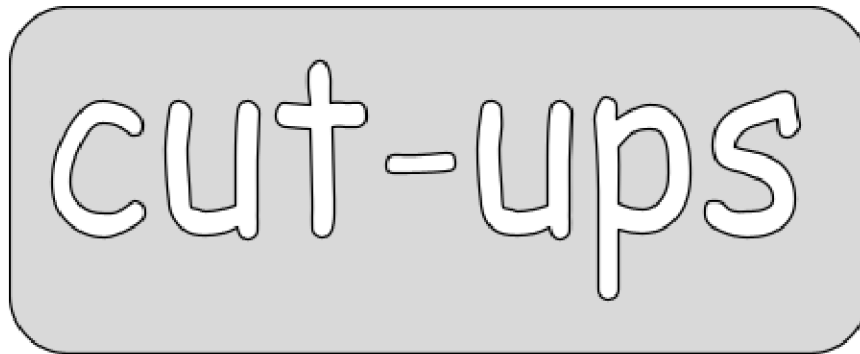


Name: \_\_\_\_\_

Touch each dot and say the sound the letter(s) above represent. Then, touching the arrow, put the sounds together to sound out the word.



A hyphen is a punctuation mark. It is combining 2 words. Circle the hyphen in the words below.



A cut-up is someone who is funny. A cut-up likes to play jokes. Circle the picture of the cut-up below.



Set 1 Book 9: Cut-Ups

Extra Practice


Post-Reading Worksheets

Create your own book!

1. Write your name on the blank.
2. Color all the pictures.
3. Cut out the book.
4. Place in order by page number and staple together.
5. Read your book!

Staple here

# The Plural Book



Pigs

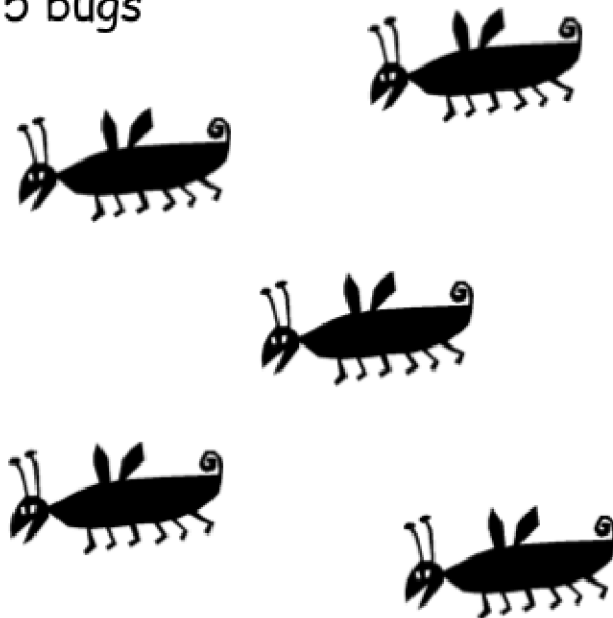
By: \_\_\_\_\_

1

The image shows a template for a book page. On the left, a vertical grey bar contains the text 'Staple here' written vertically. The main area is white and contains the title 'The Plural Book' in a large, bold, black font. Below the title are three simple line drawings of pigs, arranged in a triangular pattern. To the right of the bottom pig is the word 'Pigs'. At the bottom left, there is a line for writing a name, starting with 'By:'. At the bottom right, the number '1' is printed.

Staple here

5 bugs



2

Staple here


1 dog and 3 pups



3

Staple here

2 caps



4

Staple here

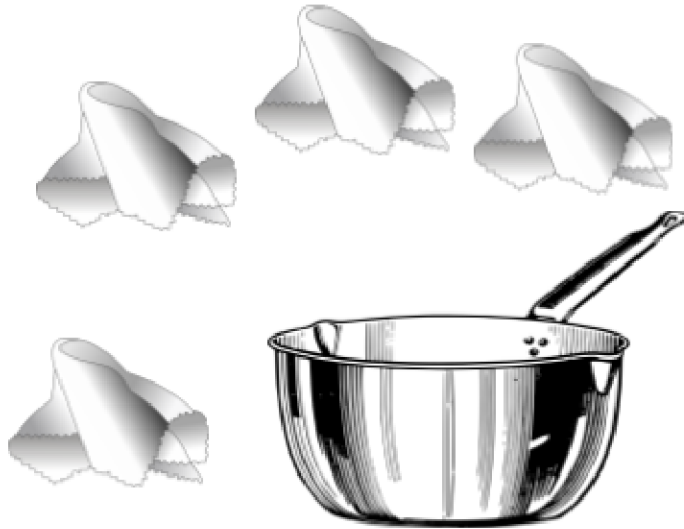
1 cat and 2 hats



5

Staple here

4 rags and 1 pot



6

Staple here

plurals

Thank you  
openclipart.org for the  
amazing clipart!!

7



Name: \_\_\_\_\_


Finish writing each word that represents the picture next to it. As you go down the list, each word will only change 1 grapheme (letter or letters that represent one sound.)



bag



b\_\_\_\_g



\_\_\_\_ug

# Set 1 Book 9: Cut-Ups

## Answers

### Pre-Reading Worksheets

Your child will practice CVC words with the letters A, B, C, D, F, G, H, I, J, M, N, O, P, R, S, T, U, and W in preparation for reading this book. Your child will be introduced to plural words with the -s ending. The -s ending may be pronounced with a s or z sound.

# Answers

Name: \_\_\_\_\_

Match the numerals to the picture it represents.

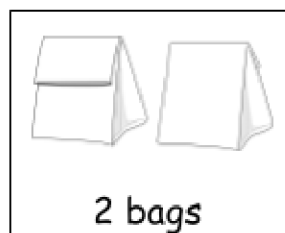



1  
2  
3  
4  
5  
6  
7  
8  
9  
10

6
1
3
4
9
6
3
4
9
1
3

Name: \_\_\_\_\_


# Answers

A plural word means that there is more than one of something. Can you circle the boxes with plural words?




When a word is plural, it ends with an s. Write the s on the end of the words.

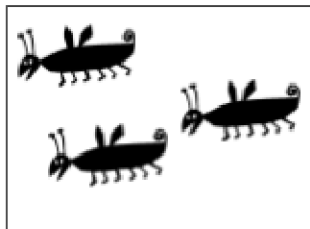
9 dog**S**



2 pig**S**



3 bug**S**



Thank you [openclipart.org](http://openclipart.org) for the awesome clipart!!


# Answers

Name: \_\_\_\_\_

Set 1 Book 9: Cut-Ups

Read the two words below. Cut out the graphemes (letters) below. Then match the graphemes (letters) to the pictures of the mouths saying the words, and glue. Write the words on the handwriting lines.

p	u	p	r	a	g
---	---	---	---	---	---




p

u

p

pup



r

a

g

rag

# Answers

Name: \_\_\_\_\_


Set 1 Book 9: 10 Cut-Ups

Sometimes the **s** at the end of plural words represents a **s** sound like in the word **cats**. Sometimes the **s** at the end of plural words represents a **z** sound like in the word **dogs**.

Practice saying the **s** and the **z** sounds with a grown up. Notice how the **s** and **z** sounds are made with the same position of your mouth. There is no difference in the picture of the boy saying the **s** sound and the **z** sound.

The difference in the sounds comes by using your vocal cords or not. The **s** sound does not use your vocal cords. Air passes through the mouth to say the **s** sound. You cannot feel your vocal cords in your throat vibrating when you say the **s** sound. Try saying the **s** sound and feeling your vocal cords with the help of a grown-up.

The **z** sound does use your vocal cords. Feel your throat when you say the **z** sound. You can feel your vocal cords vibrating. Can you and your grown-up feel your throats vibrating? Yes! This means that this sound is voiced.



You use the **s** sound when the ending sound of a word is voiceless. You can feel your throat to determine whether the ending sound is voiced or not. If your throat is not vibrating, you are not using your vocal cords, and it is voiceless. Say: "cat" and feel your throat. Does it vibrate on the ending sound **t**? It does not. It is voiceless, so you make the **s** sound when you say "cats."

You use the **z** sound when the ending sound of a word is voiced. You can feel your throat vibrating when a sound is voiced. Say: "dog" and feel your throat for the ending **g** sound. It vibrates, so the ending is voiced. You make the **z** sound when you say "dogs."

# Answers

Set 1 Book 9: 10 Cut-Ups

Below is a chart of voiced and voiceless letters. Can you say each letter sound? Have a grown-up help you say each letter sound. Feel your throat as you are saying the sounds. You should feel your throat vibrating for voiced letter sounds. You should not feel your throat vibrating for voiceless letter sounds.

Voiced	Voiceless
B	P
D	T
G	C
L	K
R	F
M	H
N	





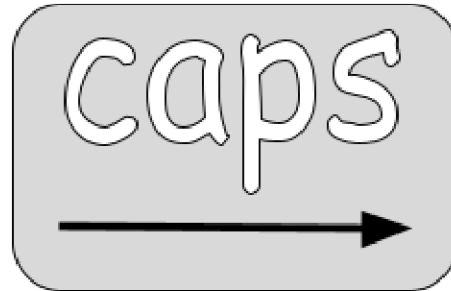

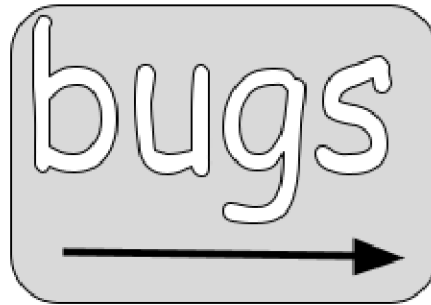

Have a grown-up help read the following words in the dotted boxes. Cut and paste the words in the correct blue box. Paste words with a voiced **s** in the **z voiced** box. Paste words with a voiceless **s** in the **s voiceless** box. Use this chart above, and check to see if your throat is vibrating as a tool.

Z voiced	S voiceless

bugs	cups	hats	pots
caps	pups	bags	rags

Name:                     **Answers**                    

Touch each dot and say the sound the letter(s) above represent. Then, touching the arrow, put the sounds together to sound out the word.





# Answers

Set 1 Book 9: 10 Cut-Ups

Name: \_\_\_\_\_

Cut and glue the word bugs.

b	u	g	s
---	---	---	---

Cut and glue the word pup.

p	u	p	
---	---	---	--

Cut and glue the word caps.

c	a	p	s
---	---	---	---

Cut and glue the word wig.

w	i	g	
---	---	---	--

g	s	b	u
---	---	---	---

p	u	p
---	---	---

p	c	a	s
---	---	---	---

w	g	i
---	---	---

Name: \_\_\_\_\_

Read the words below. Match the rhyming words.

cap	Mag
pup	gap
rag	pot
dot	cup

Let's review a sight word. Color all the clouds with the word HAS in it.


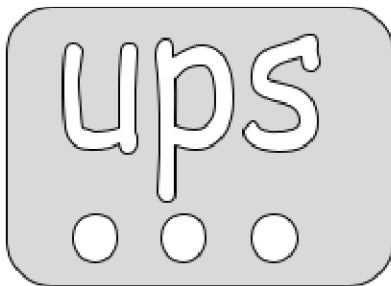
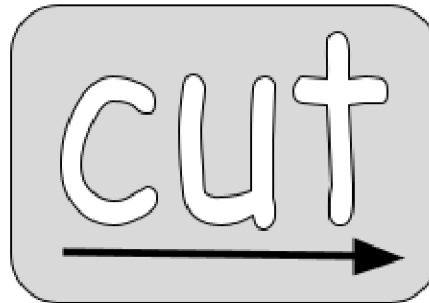
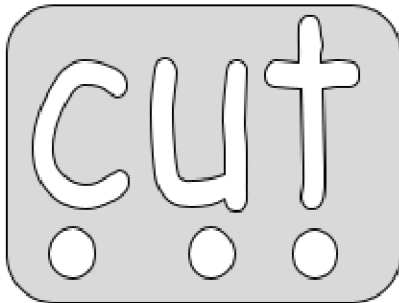
has the a had  
and to the has  
two has had sat  
in has hat

# Answers

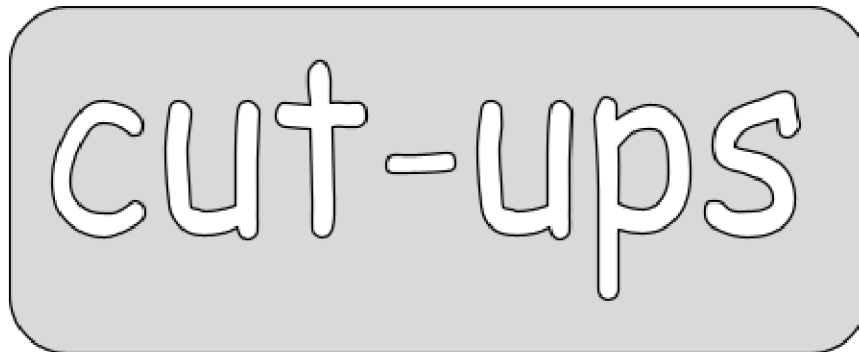
Set 1 Book 9: 10 Cut-Ups

Name: \_\_\_\_\_


Touch each dot and say the sound the letter(s) above represent. Then, touching the arrow, put the sounds together to sound out the word.



A hyphen is a punctuation mark. It is combining 2 words. Circle the hyphen in the words below.



A cut-up is someone who is funny. A cut-up likes to play jokes. Circle the picture of the cut-up below.



Set 1 Book 9: Cut-Ups


**Answers**

Extra Practice

Post-Reading Worksheets

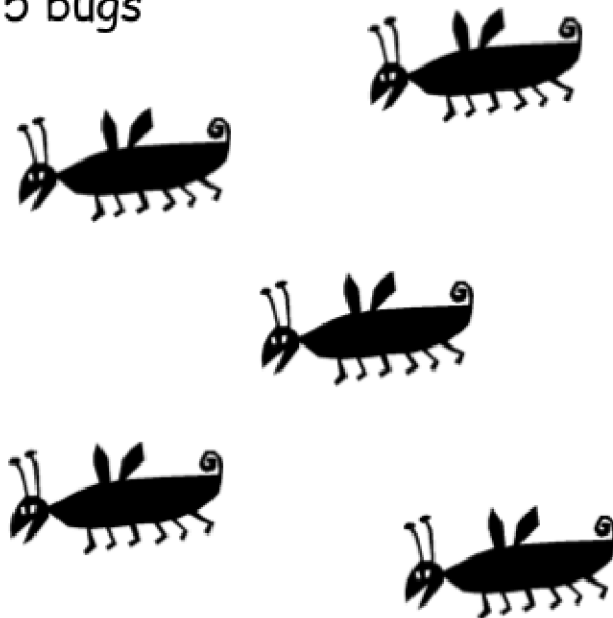
Create your own book!

1. Write your name on the blank.
2. Color all the pictures.
3. Cut out the book.
4. Place in order by page number and staple together.
5. Read your book!



Staple here

5 bugs



2

Staple here


1 dog and 3 pups



3

Staple here

2 caps



4

Staple here

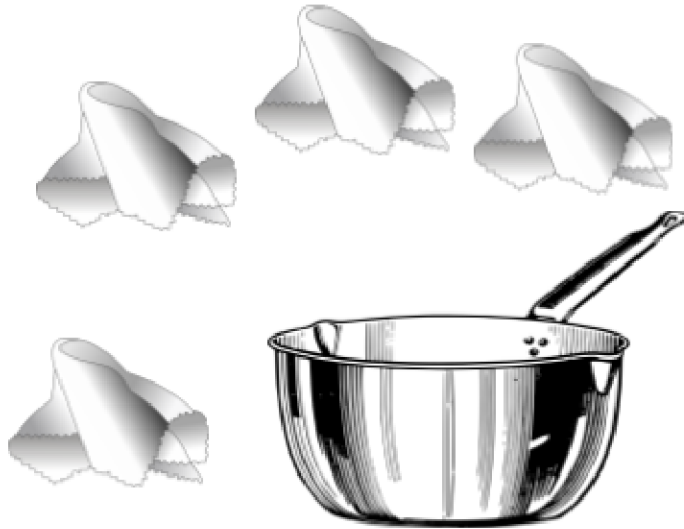
1 cat and 2 hats



5

Staple here

4 rags and 1 pot



6

Staple here

plurals

Thank you  
openclipart.org for the  
amazing clipart!!

7



Name: Answers

Finish writing each word that represents the picture next to it. As you go down the list, each word will only change 1 grapheme (letter or letters that represent one sound.)



bag



bug



tug